

# Fuel Pump FP 200-E



- ▶ >200 l/h
- ▶ Max. 8 bar
- ▶ 850 g
- ▶ Fuel lines screwed
- ▶ Internal pre-filter on suction side with 300 µm

The FP 200-E is an inline roller cell pump for the installation outside the fuel tank (installation in the tank is not proven).

It is capable of providing 200 l/h at 8 bar. Bio-fuel can be delivered up to E100 (shortens lifetime!). The FP 200-E is compatible with Gasoline and Diesel fuel.

## Application

Fuel pressure	Max. 8,0 bar
Gasoline delivery rate at 8 bar and 22°C	>200 l/h
Diesel delivery rate at 7 bar and 22°C	>180 l/h
Pressure limiting valve	Without. Subsequent assembly possible on pressure side by customer
Fuel compatibility	Up to E100 with shorter lifetime
Diesel compatibility	Given
Operating temperature range	-40 to 80°C ≤90°C for ≤5 h over 1.000 h lifetime ≤105°C for ≤1 h over 50 h lifetime
Storage temperature range	-30 to 60°C
Max. vibration IEC 60068-2-34	10 Hz 19,4 (m/s <sup>2</sup> )/Hz 300 Hz 0,654 (m/s <sup>2</sup> ) <sup>2</sup> /Hz 1.000 Hz 0,059 (m/s <sup>2</sup> ) <sup>2</sup> /Hz

## Technical Specifications

### Mechanical Data

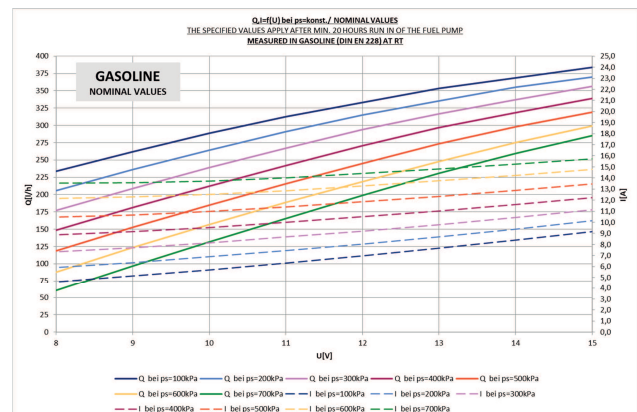
Diameter	60 mm
Length	197 mm
Weight	750 g
Mounting	Clamping

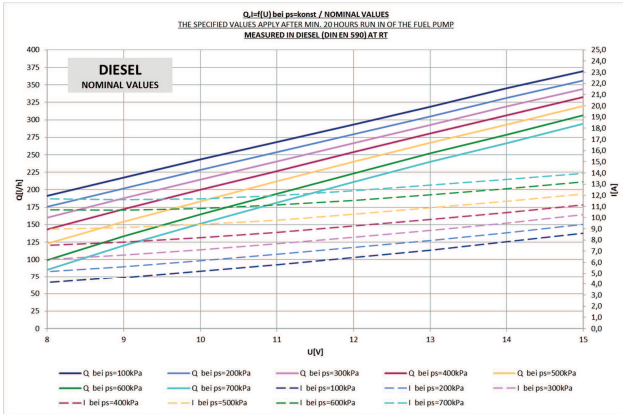
### Electrical Data

Supply voltage	6 to 15 V (26 V for 60 s)
Operating voltage	13 V
Load current at 8 bar and 22°C	< 20 A

### Characteristic

Color	Silver
Non-return valve	External
Fuel filtering	External, on pressure side
Over-pressure valve	Without





**Connectors and Wires**

Electrical connector	+M4/-M5
Electrical mating connector	With ring wire M4 and M5
Mechanical connector intake side	M18x1.5

Mechanical connector pressure side M12x1.5

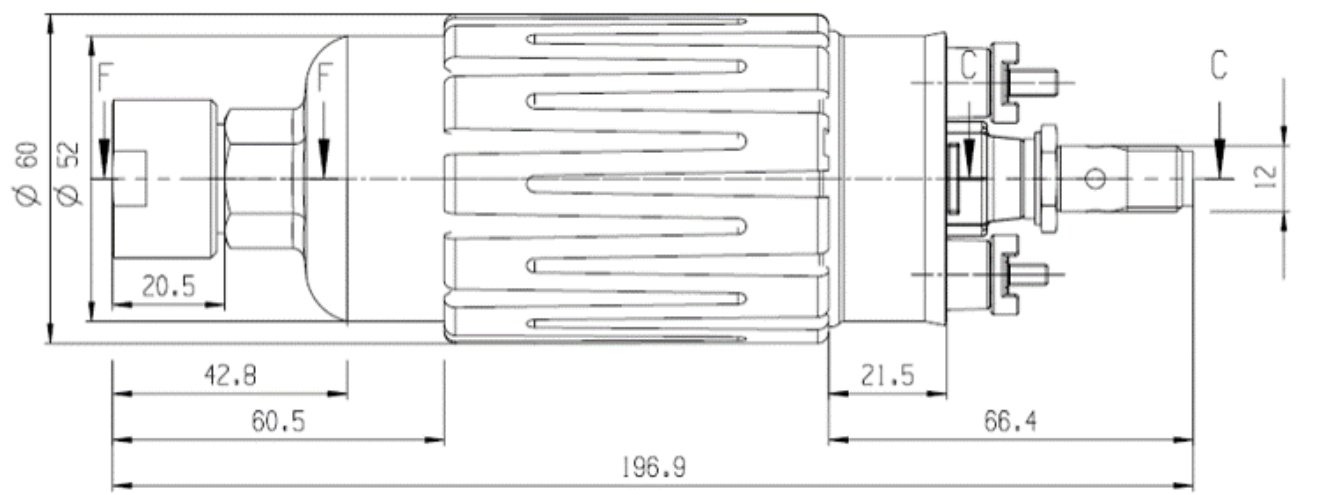
**Installation Notes**

- Up to E100 with shorter lifetime
- For technical reasons the values may vary.
- Please use within the specified limit values only.
- Please find further application hints in the offer drawing at our homepage.
- Be careful, there is no over-pressure valve inside.

**Ordering Information**

**Fuel Pump FP 200-E**  
Order number **0580.B00.12U-50**

**Dimensions**



**Represented by:**

**Europe:**  
Bosch Engineering GmbH  
Motorsport  
Robert-Bosch-Allee 1  
74232 Abstatt  
Germany  
Tel.: +49 7062 911 9101  
Fax: +49 7062 911 79104  
motorsport@bosch.com  
www.bosch-motorsport.de

**North America:**  
Bosch Engineering North America  
Motorsport  
38000 Hills Tech Drive  
Farmington Hills, MI 48331-3417  
United States of America  
Tel.: +1 248 876 2977  
Fax: +1 248 876 7373  
motorsport@bosch.com  
www.bosch-motorsport.com

**Asia-Pacific:**  
Bosch Engineering Japan K.K.  
Motorsport  
18F Queen's Tower C, 2-3-5 Minato  
Mirai Nishi-ku, Yokohama-shi  
Kanagawa 220-6218  
Japan  
Tel.: +81 45 650 5610  
Fax: +81 45 650 5611  
www.bosch-motorsport.jp

**Australia, New Zealand and South Africa:**  
Robert Bosch Pty. Ltd  
Motorsport  
1555 Centre Road  
Clayton, Victoria, 3168  
Australia  
Tel.: +61 (3) 9541 3901  
motor.sport@au.bosch.com